

Pupil outcomes 2017-2018

We are delighted to report that pupils at end of Key Stage 1 & 2 made outstanding progress because:

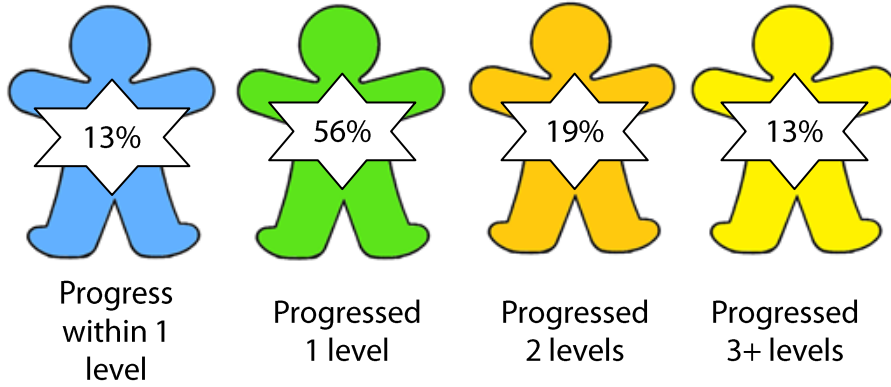
- From year to year pupils have sustained outstanding progress.
- The vast majority of KS1 and KS2 pupils have met expectations in all areas.
- Progress in KS1 is a strength with many pupils exceeding expectations.
- Pupils have developed excellent skills, understanding and knowledge, considering their different starting points.
- All groups of pupils made outstanding progress.
- The vast majority of pupils in EYFS made substantial progress across the year.
- All pupils are well prepared for the next phase of their education.

Pupil Outcomes 2017/2018

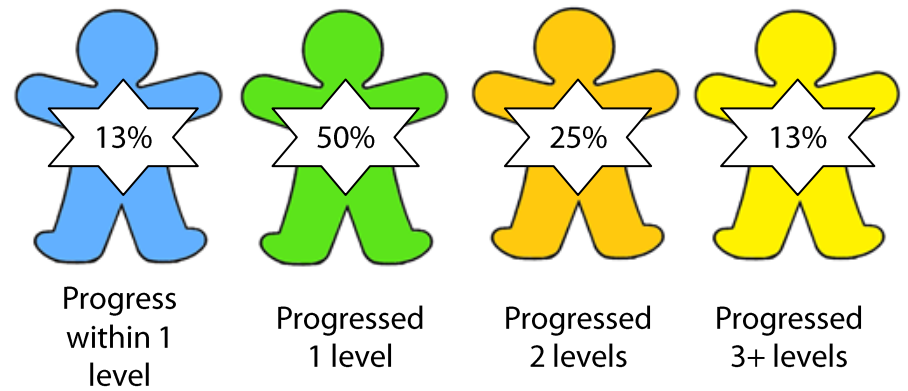


Fairfields School
Helping children to help themselves

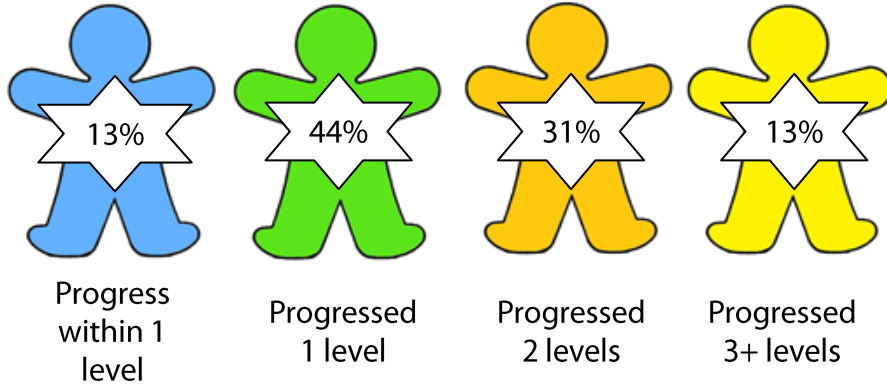
Reading



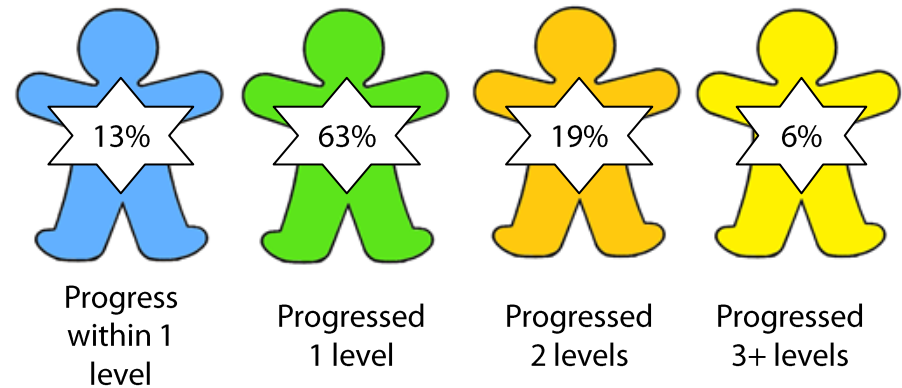
Writing



Number



Using and Applying




FS – KS1 Progress 2017-2018

Expected progress = 1 level



Fairfields School
Helping children to help themselves

Reading

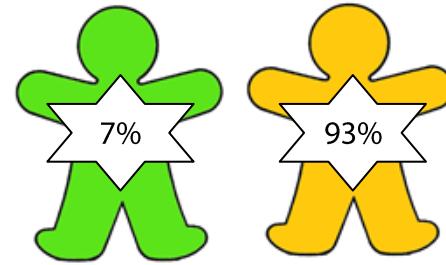


Progressed
1 level

Progressed
2 levels

Progressed
3+ levels


Writing



Progressed
1 level

Progressed
2 levels


Number



Progressed
1 level

Progressed
2 levels

Using and Applying



Progressed
2 levels

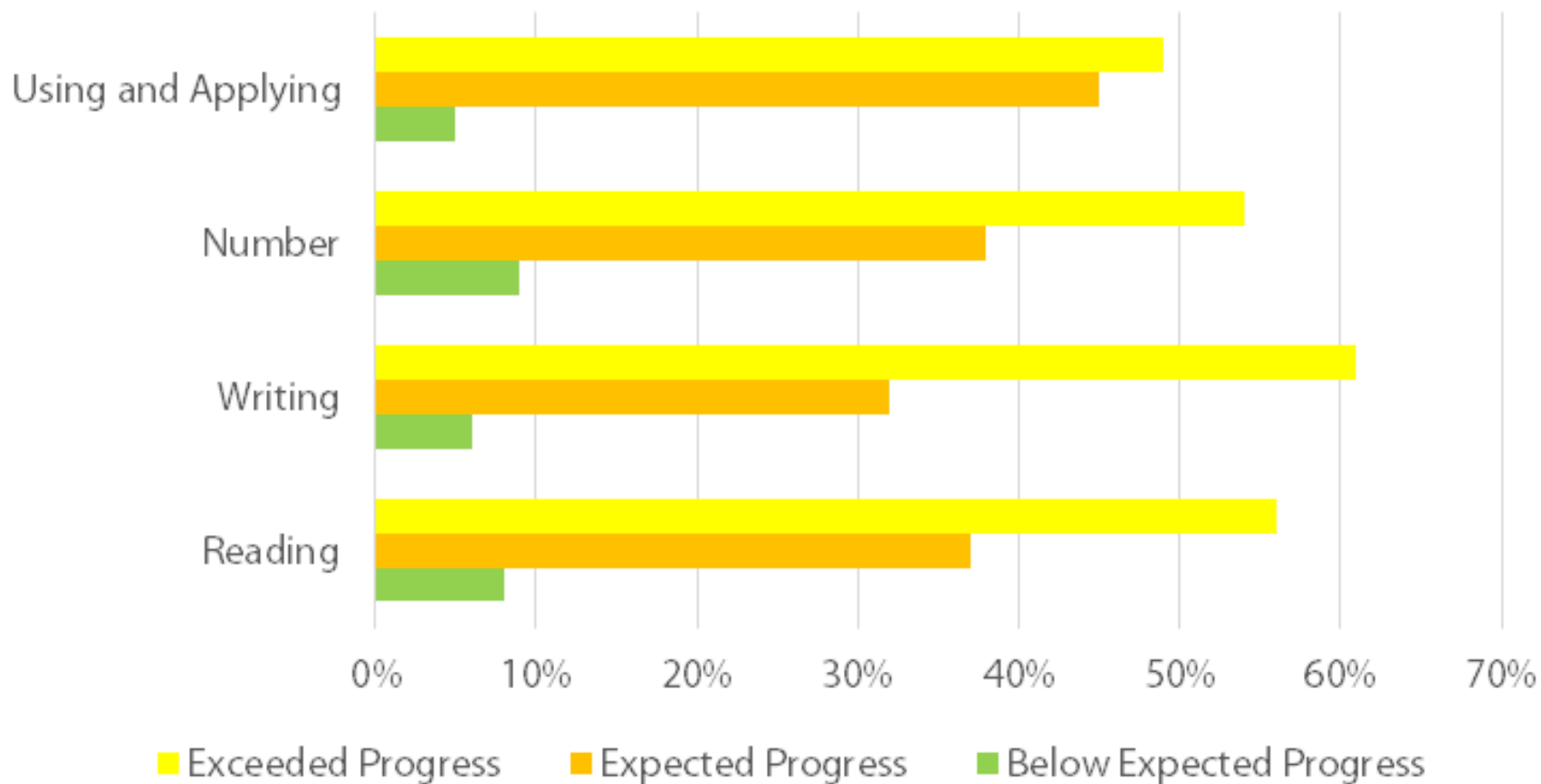
KS1 – KS2 Progress 2017-2018

Expected progress = 2 levels



Fairfields School
Helping children to help themselves

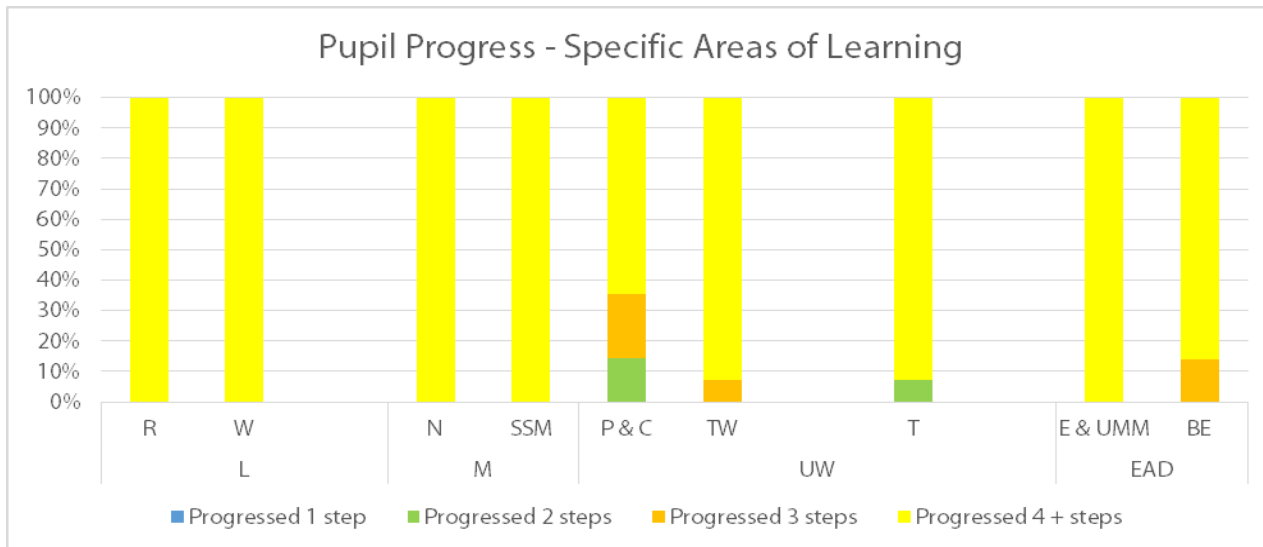
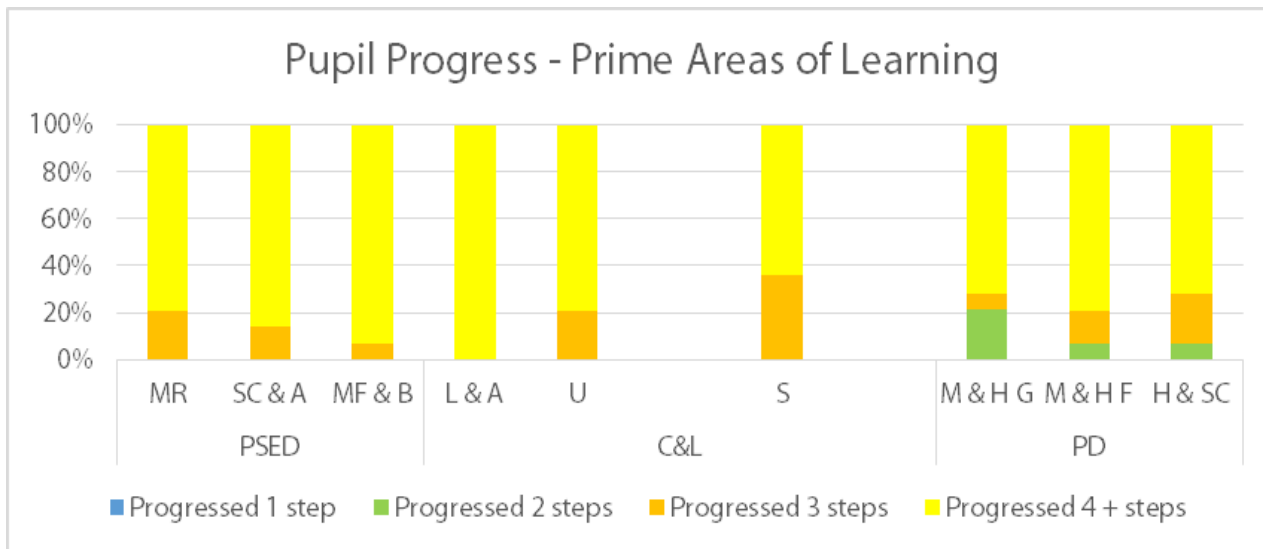
Professional Judgement of Progress



Professional Judgement for all pupils in
KS1 & 2



Fairfields School
Helping children to help themselves



Early Years progress 2017-2018
OUTSTANDING progress

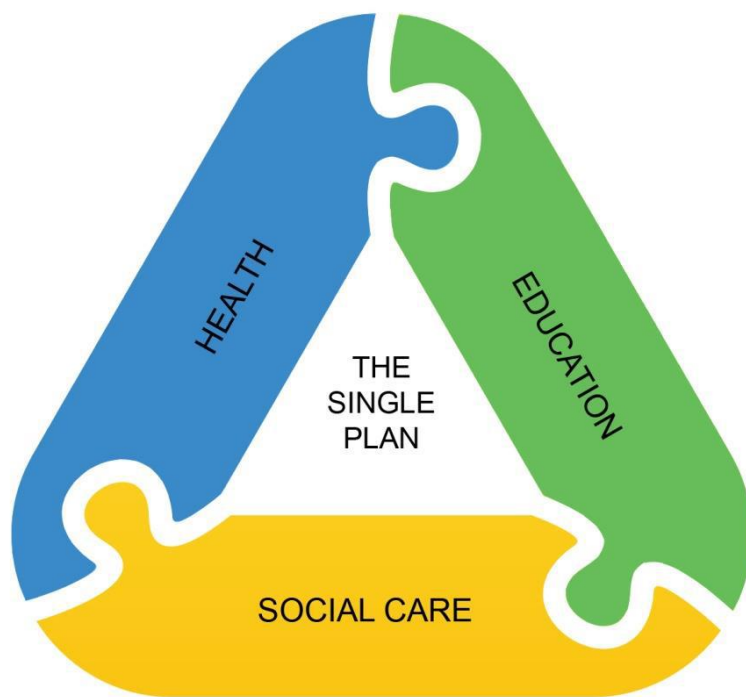


Fairfields School
 Helping children to help themselves

Learning Outcome	Physical L.O: To join in with actions and signs to familiar songs										baseline	00/00/00
											final assessment	00/00/00
Prompting					b	6						11.11%
Fluency				b	5	6						22.22%
Maintenance					b							0.00%
Generalisation		b	3	4								22.22%
C.S.D. Scale	1	2	3	4	5	6	7	8	9	10		

Through developing the use of MAPP to track progress against pupils' EHCP outcomes we found that if an attainment target had not been met there was significant progress against their EHCP outcomes.

When balancing attainment and ILP progress our judgement is that of outstanding.



Period: 05-09-2017 to 20-07-2018	Sessions	%
Scope: whole school		
Attendances	38293	92.84
Authorised absences	2679	6.50
Unauthorised absences	272	0.66
Possible attendance	41246	
Including		
Approved educational activity	100	0.24
Lates before register closes	91	0.22
Lates after reg. closed	3	0.01
Unexplained absences	40	0.10

Attendance is higher than the national average for special schools. When pupils are absent, effective monitoring procedures ensure that they return to school as quickly as possible.



	Term1	Term 2	Term 3	Term 4	Term 5	Term 6	overall
2015-2016	93.05	91.79	90.69	90.86	92.27	90.87	91.7
2016-2017	89.52	91.52	93.24	92.19	93.86	93.96	92.35
2017-2018	94.12	92.44	91.26	91.52	92.39	94.25	92.84



The pupil premium funding is used very effectively. There is no difference between the progress made by disadvantaged pupils and that of non-disadvantaged pupils. Both groups of pupils make excellent progress.

In the early years, staff plan children's learning very effectively which contributes significantly to their excellent progress.

Almost all parents and carers are extremely positive about the school.


Ofsted
Outstanding

2017|2018

The school very aptly help pupils to make excellent progress, both in terms of their academic potential and with regard to their individual outcomes recorded in their education, health and care plans.

Teachers know pupils very well and use this knowledge to provide appropriate learning for them . For example teachers skillfully adapt learning for pupils different needs. This inclusive practice is common throughout school.

Outstanding OFSTED June 2018



Fairfields School
Helping children to help themselves